

Contact Information  
and Performance Indi..

Quick Facts and School  
Highlights



## RSU 40/MSAD 40: Union Elementary 2018-2019

District ID: 765 | School ID: 767 | Grades: PR-06 | Superintendent: Stephen Nolan | Principal: Susan Hoxie



### Address and Contact Information



1070 Heald Highway  
Union, ME 04862  
(207) 785-4330  
NCESID: 231155000486



School is identified for  
Tier I (ATSI) support

### Total Students



May Student Count

153

### Schools in District



7

### Total Teachers (FTE)



11.4

### Per Pupil Spending



October Student Count

\$12,731

Statewide Average: \$13,851

District Average: \$14,556

## Performance Indicators

Maine's accountability system provides a broad picture of public education throughout Maine and highlights those schools that need additional support. Maine has selected five measures of school accountability, called indicators. These indicators include: Chronic Absenteeism, Academic Progress, Progress in English Language Proficiency for English Learners, Academic Achievement, and Graduation Rate. Union Elementary's progress for each indicator is reported on the following four levels: Emerging, Developing, Meeting, and Excelling.

Emerging Developing Meeting Excelling

Chronic Absenteeism



Schoolwide  
Emerging

Academic Progress  
English Language Arts



3-8  
Developing

Academic Achievement  
English Language Arts



3-8  
Emerging

Academic Progress  
Mathematics



3-8  
Emerging

Academic Achievement  
Mathematics



3-8  
Emerging



View information on performance indicators: [https://www.maine.gov/doe/Testing\\_Accountability/ESSA](https://www.maine.gov/doe/Testing_Accountability/ESSA)



To get a deeper understanding of the data presented here, contact RSU 40/MSAD 40, Union Elementary: [susan\\_hoxie@msad40.org](mailto:susan_hoxie@msad40.org) or (207) 785-4330



# RSU 40/MSAD 40: Union Elementary 2018-2019

District ID: 765 | School ID: 767 | Grades: PR-06 | Superintendent: Stephen Nolan | Principal: Susan Hoxie



## Student Population

Female

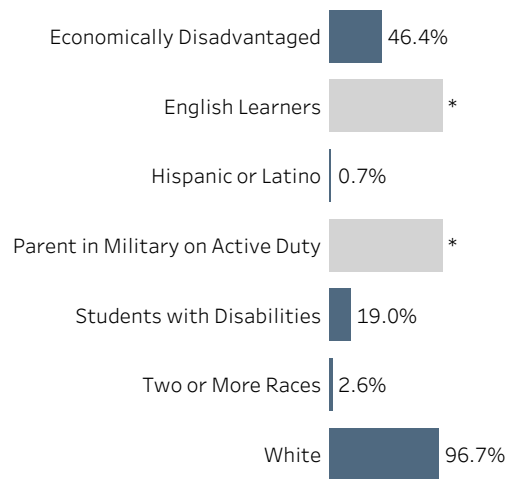


49.0%

Male



51.0%




Chronic  
Absenteeism



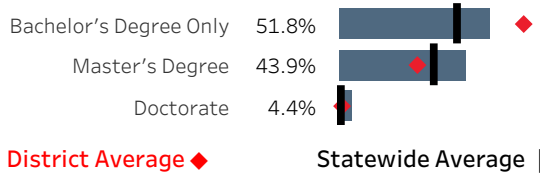
23.4%

## Academic Performance

◀ Below or Well Below Expectations | At or Above Expectations ▶



## Teachers: Highest Degree Earned



## School Highlights



### Academic Offerings

Pre- K program, Science and Humanities grant bringing unique opportunities to our school that deepens the understanding of science concepts and Maine's history.

### Music / Art

7 students attended District 3 Honors chorus and band.